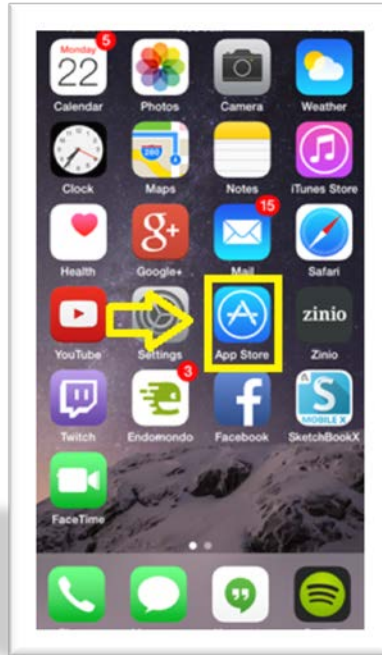


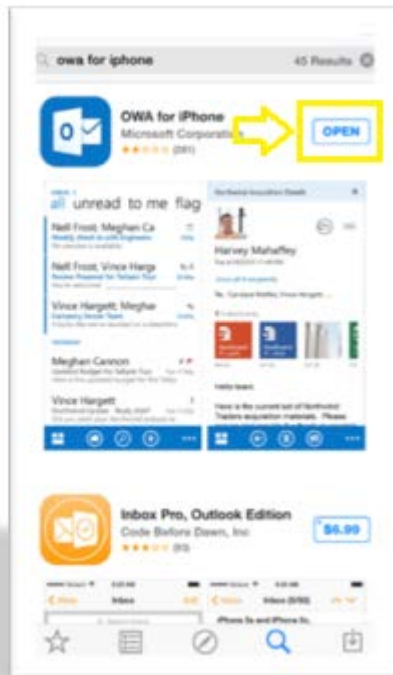
OUTLOOK WEB APP(OWA) FOR IPHONE SETUP

This document is to inform you on how to setup your email on your Smart phone.

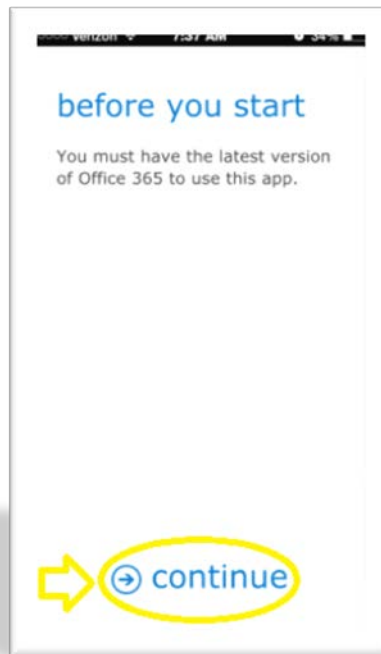
1. Open The App Store



2. On the search bar, type **OWA**, download and click **open** once the installation has completed.



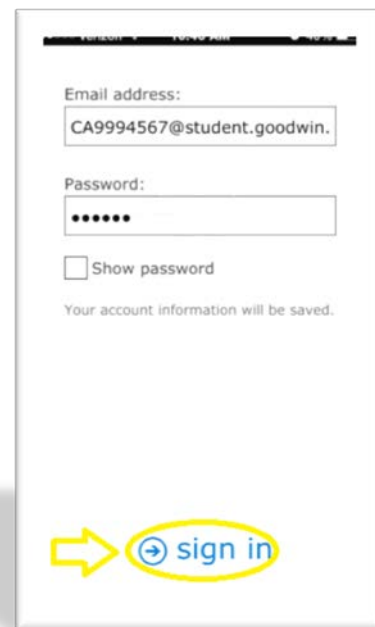
3. Once you have downloaded the app, you will be prompted to click **Continue**.



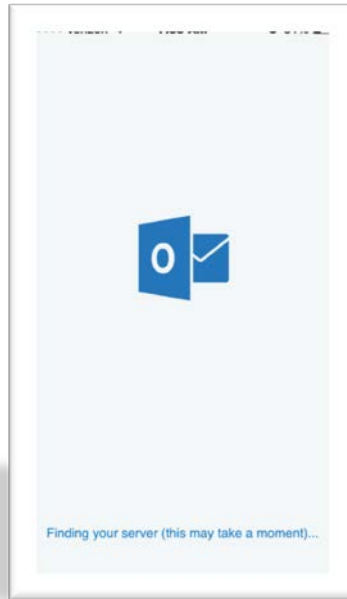
4. Next type your username and password. Here is an example on how to login.

Username: StudentID@student.goodwin.edu
Password: Sonisweb PIN

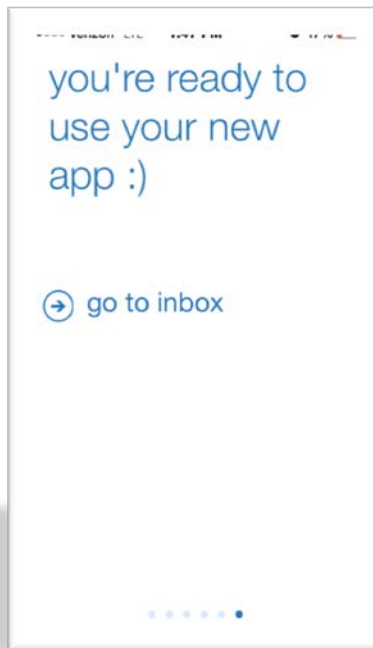
Student ID:
Sonisweb PIN:



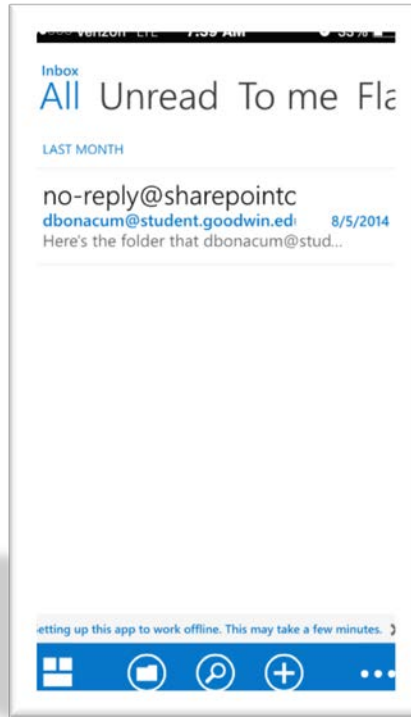
5. After you've clicked on the sign in button, it will bring you to the following screen: **Finding your server (this may take a moment)....**



6. Once the connection has been established. You will be taken to a series of helpful tips asking you to swipe to the next page. At the last page, it will ask you to **go to inbox**.



7. Once you've clicked on Inbox, it will take you to your student email.



8. END