

COMMUNITY PROFILE

Drive time of 15 minutes

1 Riverside Dr, East Hartford, Connecticut, 06118

413,330	-0.07%	2.40	80.9	39.4	\$67,907	\$249,167	\$104,759	20.6%	61%	75,202
Population Total	Population Growth	Average HH Size	Diversity Index	Median Age	Median HH Income	Median Home Value	Median Net Worth	Age <18	Age 18-64	Age 65+



18.1%
Services



17.4%
Blue Collar



64.5%
White Collar

Average Annual Spending



\$2,674
Travel



\$95
Movies/Museums/ Parks



\$69
Sports Events

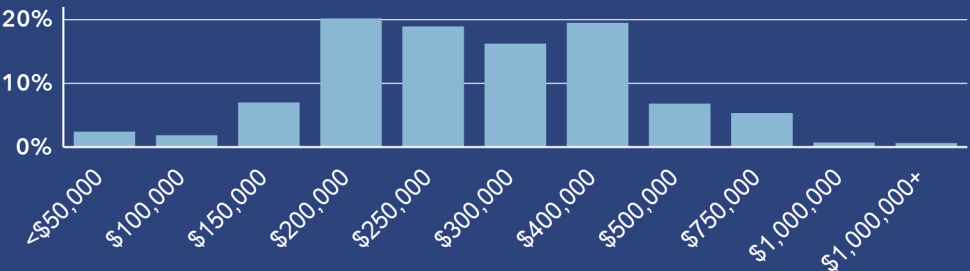


\$7
Online Games

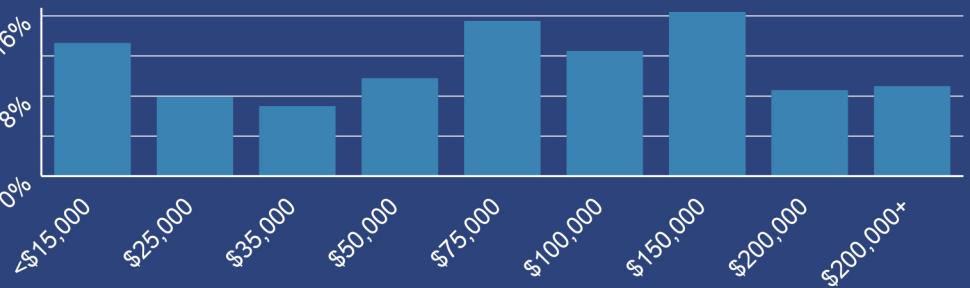


\$111
Audio

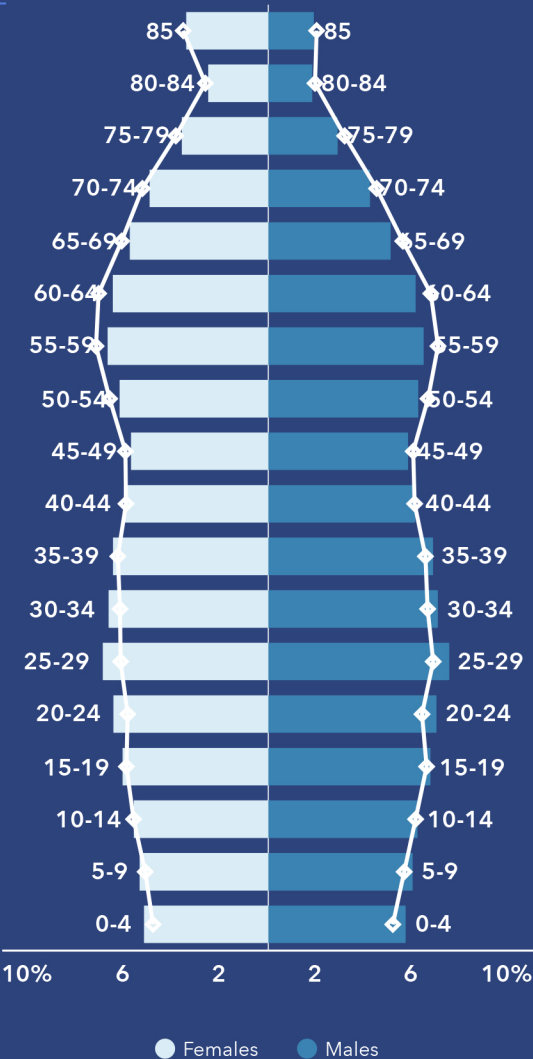
Home Value



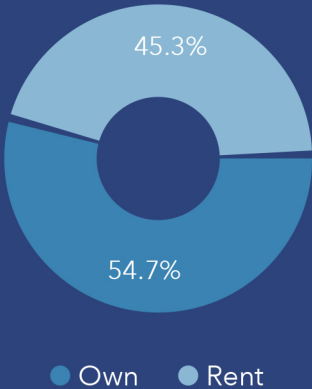
Household Income



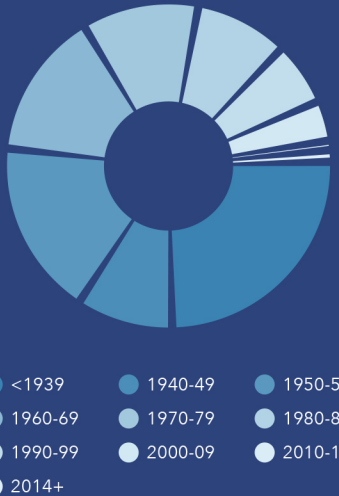
Age Pyramid: 5 Year Increments



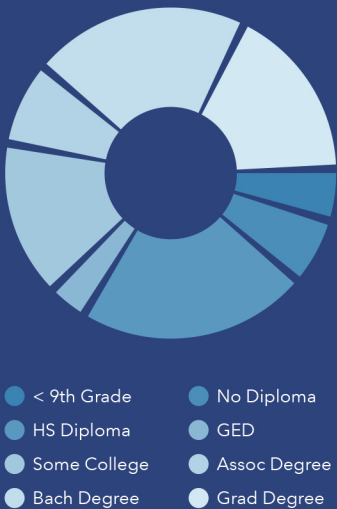
Home Ownership



Housing: Year Built



Educational Attainment



Commute Time: Minutes

